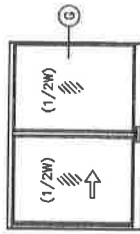


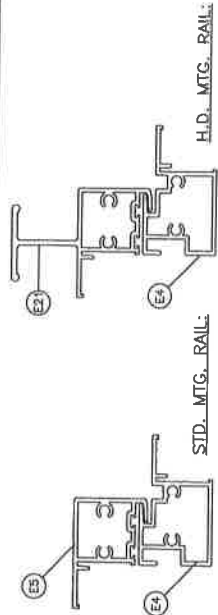
**DESIGN LOAD CAPACITY - PSF
(XO OR OX SIZES)**

FLANGE DIMS.		BUCK DIMS.		STD. MTC. RAIL		H.D. MTC. RAIL	
GLASS TYPES 'A' & 'AL', 'B' & 'BI'		GLASS TYPES 'B' & 'BI'		GLASS TYPES 'B' & 'BI'		GLASS TYPES 'B' & 'BI'	
WIDTH	HEIGHT	WIDTH	HEIGHT	EXT.(+)	INT.(-)	EXT.(+)	INT.(-)
26-1/2"	25-1/2"	36"	25"	65.0	80.0	80.0	90.0
37"	26"	53-1/8"	74"	65.0	80.0	80.0	90.0
53-1/8"	74"	73"	73"	65.0	80.0	80.0	90.0
26-1/2"	37"	38-3/8"	37-3/8"	65.0	80.0	80.0	90.0
53-1/8"	74"	52-1/8"	52-1/8"	65.0	80.0	80.0	90.0
26-1/2"	37"	25-1/2"	25-1/2"	65.0	80.0	80.0	90.0
53-1/8"	74"	52-1/8"	52-1/8"	65.0	80.0	80.0	90.0
26-1/2"	37"	36"	36"	65.0	80.0	80.0	90.0
53-1/8"	74"	73"	73"	65.0	80.0	80.0	90.0
26-1/2"	37"	50-5/8"	49-5/8"	65.0	80.0	80.0	90.0
53-1/8"	74"	73"	73"	65.0	80.0	80.0	90.0
26-1/2"	37"	25-1/2"	25-1/2"	65.0	80.0	80.0	90.0
53-1/8"	74"	52-1/8"	52-1/8"	65.0	80.0	80.0	90.0



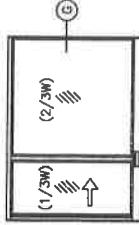
OPERATING VENTS TO BE 1/2 OF THE WINDOW WIDTH

'XO OR OX'



**DESIGN LOAD CAPACITY - PSF
(XOX SIZES)**

FLANGE DIMS.		BUCK DIMS.		STD. MTC. RAIL		H.D. MTC. RAIL	
GLASS TYPES 'A' & 'AL', 'B' & 'BI'		GLASS TYPES 'B' & 'BI'		GLASS TYPES 'B' & 'BI'		GLASS TYPES 'B' & 'BI'	
WIDTH	HEIGHT	WIDTH	HEIGHT	EXT.(+)	INT.(-)	EXT.(+)	INT.(-)
55-3/4"	54-3/4"	77-15/16"	25"	65.0	80.0	80.0	90.0
78-15/16"	83-1/2"	82-1/2"	82-1/2"	65.0	80.0	80.0	90.0
55-3/4"	54-3/4"	77-15/16"	37-3/8"	65.0	80.0	80.0	90.0
78-15/16"	83-1/2"	82-1/2"	82-1/2"	65.0	80.0	80.0	90.0
55-3/4"	54-3/4"	77-15/16"	49-5/8"	65.0	80.0	80.0	90.0
78-15/16"	83-1/2"	82-1/2"	82-1/2"	65.0	80.0	80.0	90.0
55-3/4"	54-3/4"	77-15/16"	62"	65.0	80.0	80.0	90.0
78-15/16"	83-1/2"	82-1/2"	82-1/2"	65.0	80.0	80.0	90.0



OPERATING VENTS TO BE 1/3 OF THE WINDOW WIDTH

'XO OR OX'



**FLANGE FRAME
FLANGE ADAPTOR FRAME
EQUAL LEG FRAME**

NOTE: GLASS CAPACITIES ON THIS SHEET ARE BASED ON ASTM E1300-09 (3 SEC. GUSTS) AND FLORIDA BUILDING COMMISSION DECLARATORY STATEMENT DCA05-DEC-219

PREPARED BY A. LYNN MILLER
1070 TECHNOLOGY DRIVE
N. VENICE, FL 34275
(941) 480-1600
REGISTRATION #29296

**Impact Resistant
Windows & Doors™
WERE STRONGER™**
CGI WINDOWS & DOORS, INC.
3780 W 104TH STREET
HALEAH, FL 33018
(305) 583-6580

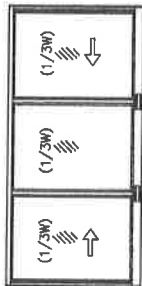


120 ALUM. HORIZONTAL SLIDING WINDOW (LM)
Date: 05/29/2020
DESIGN PRESSURES 1
J ROSOWSKI
HR120 "SENTINEL"
NTS
3 OF 14
REV
HR120LM-NOA
A

PRODUCT REVISED
as complying with the Florida
Building Code
NOA-No. 20-0623.10
Expiration Date 05/27/2024
By: *Anthony Lynn Miller*
Miami-Dade Product Control

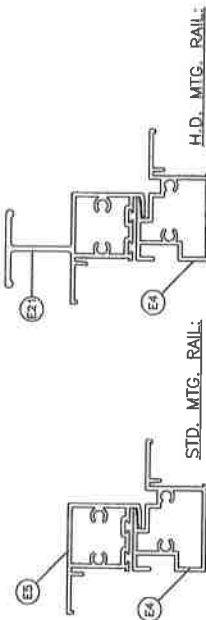
**DESIGN LOAD CAPACITY - PSF
(XOX SIZES)**

FLANGE DIMS.		BUCK DIMS.		STD. MTG. RAIL		H.D. MTG. RAIL	
WIDTH	HEIGHT	WIDTH	HEIGHT	GLASS TYPES 'A' & 'M', 'B' & 'BI'	EXT.(+)	INT.(-)	GLASS TYPES 'B' & 'BI'
74"	26"	73"	73"	65.0	80.0	80.0	90.0
106-1/4"	26"	105-1/4"	25"	65.0	80.0	80.0	90.0
111"	26"	110"	25"	65.0	80.0	80.0	90.0
74"	38-3/8"	73"	37-3/8"	65.0	80.0	80.0	90.0
106-1/4"	38-3/8"	105-1/4"	37-3/8"	65.0	80.0	80.0	90.0
111"	38-3/8"	110"	37-3/8"	65.0	80.0	80.0	90.0
74"	50-5/8"	73"	49-5/8"	65.0	80.0	80.0	90.0
106-1/4"	50-5/8"	105-1/4"	49-5/8"	65.0	80.0	80.0	90.0
111"	50-5/8"	110"	49-5/8"	65.0	80.0	80.0	90.0
74"	63"	73"	62"	61.6	61.6	80.0	90.0
106-1/4"	63"	105-1/4"	62"	60.0	60.0	80.0	90.0
111"	63"	110"	62"	60.0	60.0	80.0	90.0



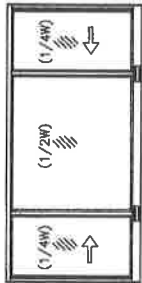
OPERATING VENTS TO BE 1/3 OF THE WINDOW WIDTH

'XOX'



**DESIGN LOAD CAPACITY - PSF
(XOX SIZES)**

FLANGE DIMS.		BUCK DIMS.		STD. MTG. RAIL		H.D. MTG. RAIL	
WIDTH	HEIGHT	WIDTH	HEIGHT	GLASS TYPES 'A' & 'M', 'B' & 'BI'	EXT.(+)	INT.(-)	GLASS TYPES 'B' & 'BI'
74"	26"	73"	25"	65.0	80.0	80.0	90.0
106-1/4"	26"	105-1/4"	25"	65.0	80.0	80.0	90.0
111"	26"	110"	25"	65.0	80.0	80.0	90.0
74"	38-3/8"	73"	37-3/8"	65.0	80.0	80.0	90.0
106-1/4"	38-3/8"	105-1/4"	37-3/8"	65.0	80.0	80.0	90.0
111"	38-3/8"	110"	37-3/8"	65.0	80.0	80.0	90.0
74"	50-5/8"	73"	49-5/8"	65.0	80.0	80.0	90.0
106-1/4"	50-5/8"	105-1/4"	49-5/8"	65.0	80.0	80.0	90.0
111"	50-5/8"	110"	49-5/8"	65.0	80.0	80.0	90.0
74"	63"	73"	62"	65.0	80.0	80.0	90.0
106-1/4"	63"	105-1/4"	62"	65.0	80.0	80.0	90.0
111"	63"	110"	62"	65.0	80.0	80.0	90.0



OPERATING VENTS TO BE 1/4 OF THE WINDOW WIDTH

'XOX'



**FLANGE FRAME
FLANGE ADAPTOR FRAME
EQUAL LEG FRAME**

NOTE: CAPACITIES ON THIS SHEET ARE
BASED ON ASTM E1300-09 (3 SEC. GUSTS)
AND FLORIDA BUILDING COMMISSION
DECLARATORY STATEMENT DCA05-DEC-219

Prepared by A. LYNN MILLER
1070 TECHNOLOGY DRIVE
N. VENICE, FL 34275
(941) 480-1900

**Impact Resistant
Windows & Doors
WERE STRONGER™**
CGI WINDOWS & DOORS, INC.
3780 W 104TH STREET
HIALEAH, FL 33018
(305) 593-6590

REGISTRATION #29298

Date: 05/29/2020
Drawn by: J ROSOWSKI
Checked by: J ROSOWSKI

Title: 120 ALUM. HORIZONTAL SLIDING WINDOW (LM)
DESIGN PRESSURES 2

Scale: HR120 "SENTINEL"
NTS
4 OF 14
DIMD
HR120LM-NOA
A

ANTHONY LYNN MILLER
Lic. No. 58705
02/13/20
FLORIDA
STATE OF
PROFESSIONAL ENGINEER
P. E. # 58705
A. LYNN MILLER, P. E.
P. E. # 58705

PRODUCT REVISED
as complying with the Florida
Building Code
NOA-NO. 20-0623.10
Expiration Date 05/27/2024
By: [Signature]
Miami-Dade Product Control